






LEGEND

-  Elevator
-  Restroom
-  ATM & Vending

West Patient Tower

FIRST FLOOR

Take Elevator G to:

- Admin/HR (2nd)
- Birthways/NICU/ Pediatrics (3rd)
- Medical Telemetry Unit (4th)
- Oncology Unit (5th)
- Outpatient Infusion Center (5th)
- Surgical Unit (6th)

Take Elevator D to:

- William R. Bliss Cancer Center (2nd)
- Cancer Resource Center (2nd)
- External Relations (3rd)
- Diabetes & Nutrition Education (3rd)
- Cardiac Rehab (3rd)
- Cardiology (4th)

Take Elevator B to:

- Sleep Lab (2nd)
- Acute Rehab (3rd)

Take Elevator A to:

- Lab (2nd)
- Cafeteria (2nd)
- Cardiopulmonary (2nd)
- ICCU (2nd)
- Behavioral Health (6th)
- Rehab & Wellness (6th)

East Building

- Home Health Services
- Home Medical Equipment

Medical Arts Building

- Marketing & Community Relations
- Rehab & Wellness (*physical therapy, occupational therapy, speech therapy*)

Take Elevator H to:

- Skywalk (2nd)
- Lab (2nd)
- Cafeteria (2nd)
- Atrium Conference Rooms A & B (2nd)

To McFarland Clinic

North Entrance

North B North A Bessie Myers Auditorium

Elevator D
Radiation Oncology

Radiology

Surgery Family Waiting Room

Elevator B
Outpatient Behavioral Health

Elevator A

Admitting

Cashier & Financial Counselor

Emergency Department

Pain Clinic & Wound Clinic

West Entrance/
Patient Discharge

Burgies & Auxiliary Gift Shop

Welcome Desk

Elevator H

Main Entrance

Emergency Entrance